







<p>1</p>	<p>2</p>	<p>3</p>

		
<p>4</p>	<p>5</p>	<p>6</p>

		
7	8	9



Instructions: print all the cards twice on the white card and laminate it before cutting out. Make two sets: picture and the number together, picture and the number separate. Use as any other 3-part cards.

To simplify the activity use just picture cards for counting quantities, omitting matching it with the number.