







<p><b>1</b></p>	<p><b>2</b></p>	<p><b>3</b></p>

		
<p>4</p>	<p>5</p>	<p>6</p>

		
<b>7</b>	<b>8</b>	<b>9</b>



Instructions: print all the cards twice on the white card and laminate it before cutting out. Make two sets: picture and the number together, picture and the number separate. Use as any other 3-part cards.

To simplify the activity use just picture cards for counting quantities, omitting matching it with the number.